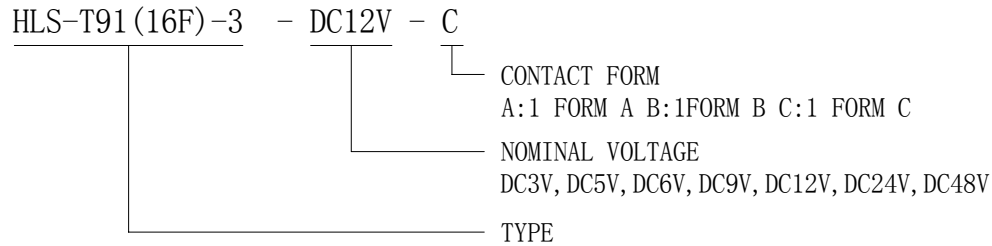




CQC03001007770
CQC03001007771
CQC03001007772



ORDERING CODE



CONTACT DATA

Contact Form	1A /1B /1C	
Contact Material	Ag Alloy	
Contact Ratings	1A:30A240VAC/20A 28VDC 1B:15A 240VAC/10A 28VDC 1C:20A/10A240VAC/28VDC	
Max Switching Voltage	250VAC/30VDC	
Max Switching Current	30A	
Max Switching Power	6000VA/560W	
Initial Contact Resistance	100m Ω Max	at6VDC 1A
Life Expectancy Electrical	100,000	Operations (rated load)
Life Expectancy Mechanical	10,000,000	Operations (no load)

GENERAL DATA

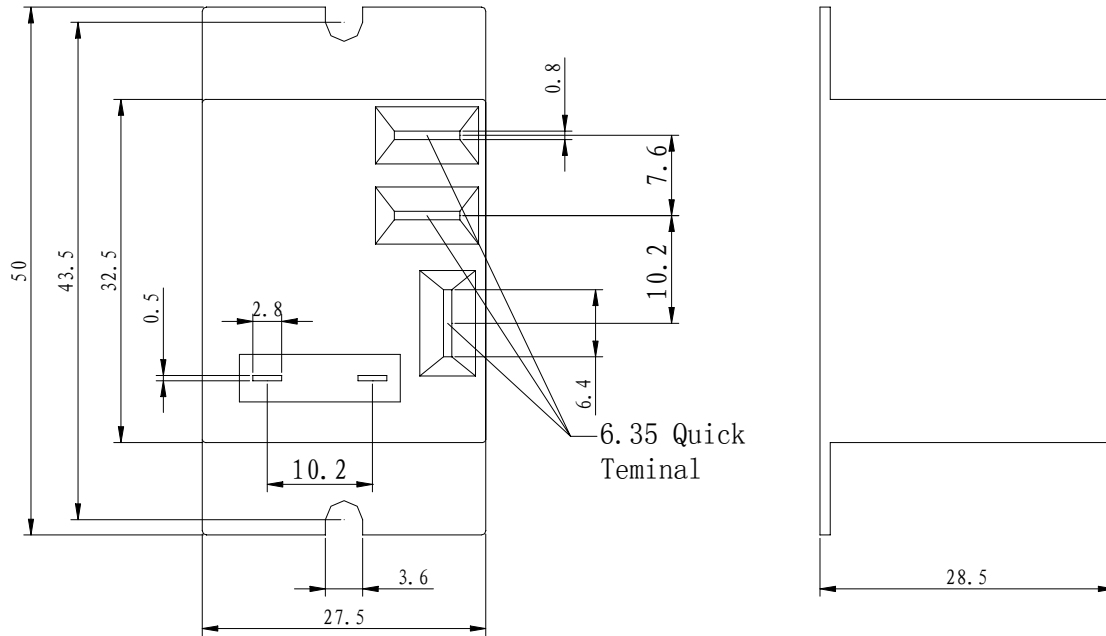
Insulation Resistance	100M Ω Min at500VDC	
Dielectric Strength Between Open Contacts	1500VAC 50-60HZ (1 minute)	
Dielectric Strength Between Contacts And Coil	2000VAC 50-60HZ (1 minute)	
Operate Time	15ms max	
Release Time	10ms max	
Ambient Temperature	-40°C to+85°C	
Shock Resistance	Malfunction	10G
冲击	Destruction	20G
Vibration Resistance	10-55Hz,1.5mm double amplitude	
Ambient humidity	40-85% RH	
Weight	Approx 32g	
Safety Standard	UL CQC	

COIL DATA

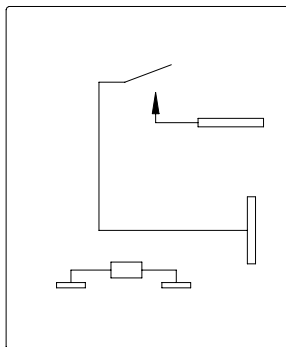
Rated Voltage (VDC)	Coil Resistance Ω (±10%)	Max Operate Voltage (VDC)	Min Release Voltage (VDC)	Max Applied Voltage (VDC)
3	9.7	2.25	0.15	3.9

5	26.9	3.75	0.25	6.5
6	38.8	4.5	0.3	7.8
9	87.1	6.75	0.45	11.7
12	154.9	9	0.6	15.6
24	619.4	18	1.2	31.2
48	2477.5	36	2.8	62.4

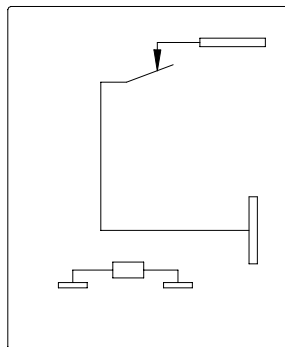
Outline Dimension(mm)



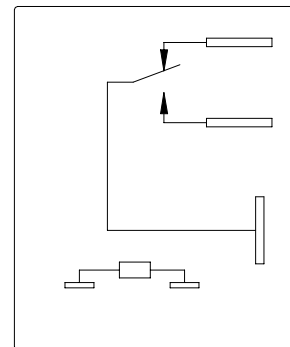
Wiring Diagram



Form A



Form B



Form C

(Top View)