



CQC03001007773



ORDERING CODE

HLS-4453 (18F) - DC12V - 4C - P - L

NIL...STANDARD

L ...LED

T ...TEST BUTTON

A ...LED + TEST BUTTON

TERMINAL TYPE

NIL...PLUG IN P...PBC

CONTACT FORM

4C:4FORM C

NOMINAL VOLTAGE

DC5V,DC6V,DC12V,DC24VDC48V

AC6V,AC12V,AC24V,AC48V,AC120V,AC240V

TYPE

CONTACT DATA

Contact Form	4C	
Contact Material	Ag Alloy	
Contact Ratings	5A 240VAC/30VDC	
Max Switching Voltage	250VAC/30VDC	
Max Switching Current	7A	
Max Switching Power	1750VA/210W	
Initial Contact Resistance	100m Ω Max	at 6VDC 1A
Life Expectancy Electrical	100,000	Operations(rated load)
Life Expectancy Mechanical	10,000,000	Operations(no load)

GENERAL DATA

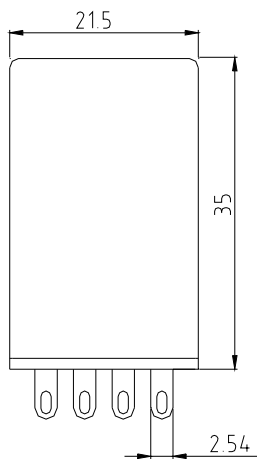
Insulation Resistance	100M Ω min at500VDC	
Dielectric Strength Between Open Contacts	1000VAC 50-60HZ (1 minute)	
Dielectric Strength Between Contacts And Coil	1500VAC 50-60HZ (1 minute)	
Operate Time	25ms max	
Release Time	25ms max	
Ambient Temperature	-40 $^{\circ}$ C to+70 $^{\circ}$ C	
Shock Resistance	Malfunction	20G
	Destruction	100G
Vibration Resistance	10-55Hz,1.5mm double amplitude	
Ambient humidity	40-85% RH	
Weight	Approx 32g	
Safety Standard	CQC	

COIL DATA

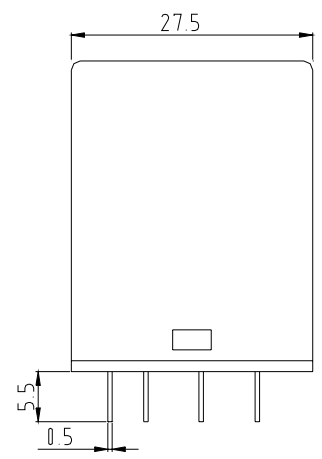

Rated Voltage (V)	DC Coil			AC Coil		
	Coil Resistance $\Omega (\pm 10\%)$	Max Operate Voltage (VDC)	Min Release Voltage (VDC)	Coil Resistance $\Omega (\pm 10\%)$	Max Operate Voltage (VDC)	Min Release Voltage (VDC)
5	32	3.75	0.5	-	-	-
6	40	4.5	0.6	10.5	4.8	1.8
12	160	9	1.2	43	9.6	3.6
24	650	18	2.4	160	19.2	7.2
48	2600	36	4.8	668	38.4	14.4
120	-	-	-	3900	96	36
240	-	-	-	12000	176	72

Outline Dimension (mm)

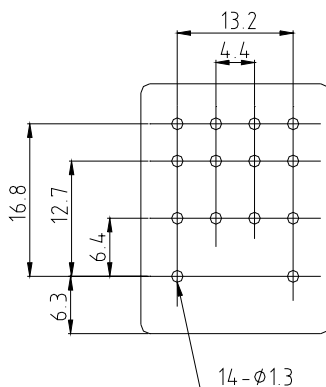
Plug-In Terminal



PCB Terminal

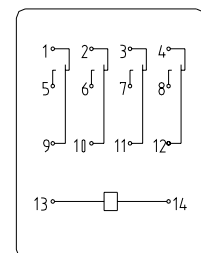


PC Board layout



(Bottom View)

Wiring Diagram



(Bottom View)