


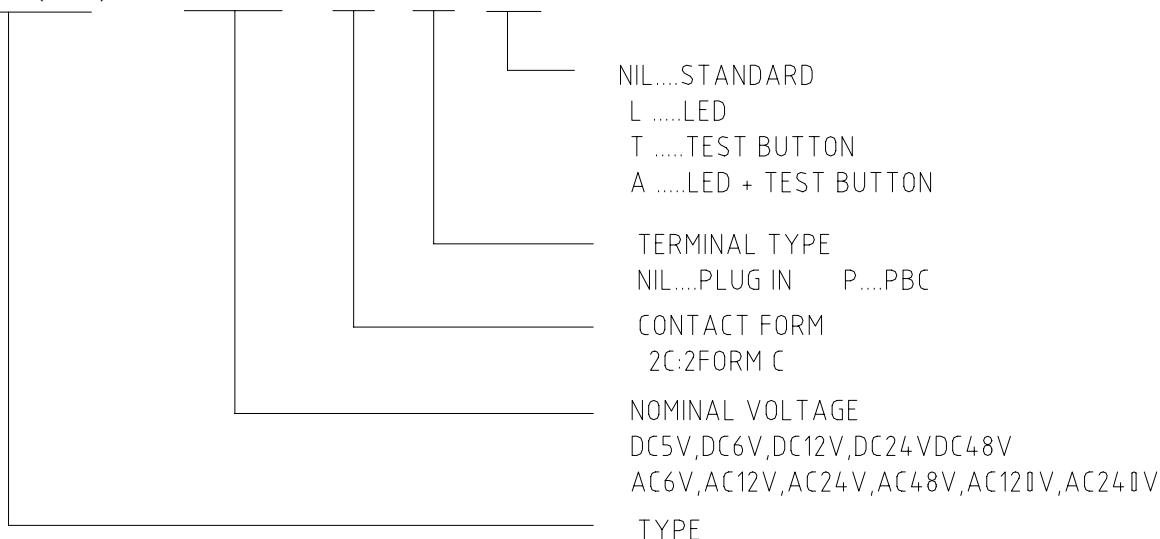


CQC03001007773



ORDERING CODE

HLS-4453(18F) - DC12V - 2C - P - L



CONTACT DATA

Contact Form	2C	
Contact Material	Ag Alloy	
Contact Ratings	5A 240VAC/30VDC	
Max Switching Voltage	250VAC/30VDC	
Max Switching Current	7A	
Max Switching Power	1750VA/210W	
Initial Contact Resistance	100mΩ Max	at 6VDC 1A
Life Expectancy Electrical	100,000	Operations(rated load)
Life Expectancy Mechanical	10,000,000	Operations(no load)

GENERAL DATA

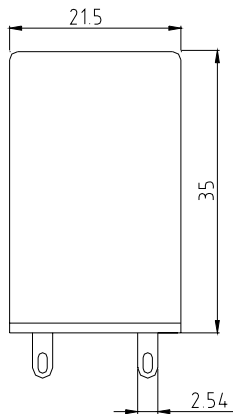
Insulation Resistance	100MΩ min at500VDC	
Dielectric Strength Between Open Contacts	1000VAC 50-60HZ (1 minute)	
Dielectric Strength Between Contacts And Coil	1500VAC 50-60HZ (1 minute)	
Operate Time	25ms max	
Release Time	25ms max	
Ambient Temperature	-40°C to+70°C	
Shock Resistance	Malfunction	20G
	Destruction	100G
Vibration Resistance	10-55Hz,1.5mm double amplitude	
Ambient humidity	40-85% RH	
Weight	Approx 32g	
Safety Standard	CQC	

COIL DATA

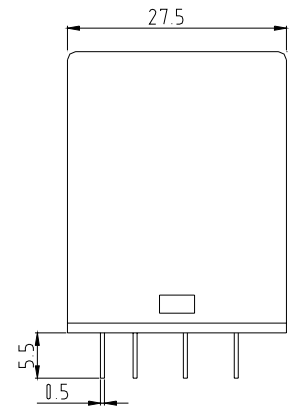
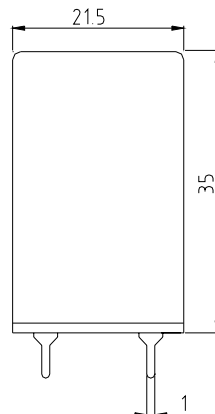
Rated Voltage (V)	DC Coil			AC Coil		
	Coil Resistance $\Omega (\pm 10\%)$	Max Operate Voltage (VDC)	Min Release Voltage (VDC)	Coil Resistance $\Omega (\pm 10\%)$	Max Operate Voltage (VDC)	Min Release Voltage (VDC)
5	32	3.75	0.5	-	-	-
6	40	4.5	0.6	10.5	4.8	1.8
12	160	9	1.2	43	9.6	3.6
24	650	18	2.4	160	19.2	7.2
48	2600	36	4.8	668	38.4	14.4
120	-	-	-	3900	96	36
240	-	-	-	12000	176	72

Outline Dimension (mm)

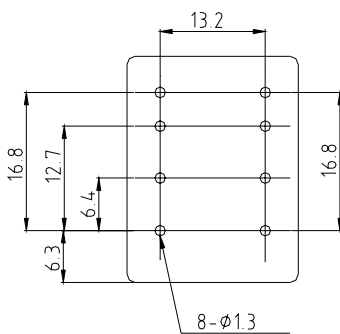
Plug-In Terminal



PCB Terminal

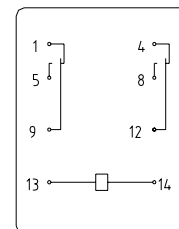


PC Board layout



(Bottom View)

Wiring Diagram



(Bottom View)