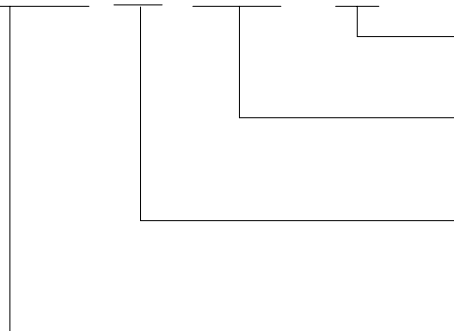


ORDERING CODE

HLS-14F1 D - DC12V - C



CONTACT FORM
 C:1 FORM C A:1 FORM A
 NOMINAL VOLTAGE
 DC3V,DC5V,DC6V,DC9V,DC12V,DC24V,DC48V
 COIL
 D...STANDARD| 0.72W|
 L...HIGH SENSITIVE| 0.53W|
 TYPE

CONTACT DATA

Contact Form	1A /IC	
Contact Material	Ag Alloy	
Contact Ratings	10A240VAC/10A 30VDC	
Max Switching Voltage	250VAC/110VDC	
Max Switching Current	10A	
Max Switching Power	2500VA/300W	
Initial Contact Resistance	100m Ω Max	at6VDC 1A
Life Expectancy Electrical	100,000	Operations (rated load)
Life Expectancy Mechanical	10,000,000	Operations (no load)

GENERAL DATA

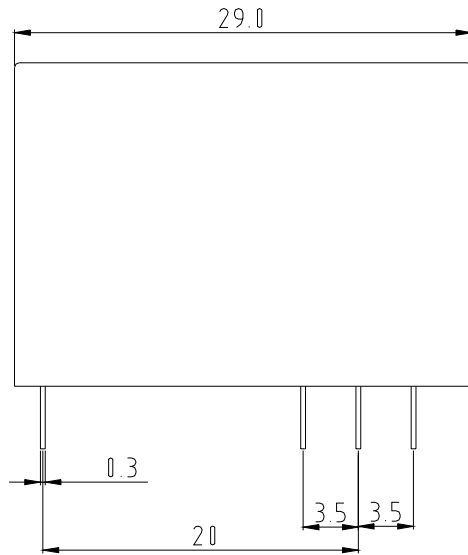
Insulation Resistance	1000M Ω Min at500VDC	
Dielectric Strength Between Open Contacts	1000VAC 50-60HZ (1 minute)	
Dielectric Strength Between Contacts And Coil	5000VAC 50-60HZ (1 minute)	
Operate Time	15ms max	
Release Time	8ms max	
Ambient Temperature	-30°C to +70°C	
Shock Resistance	Malfunction	10G
	Destruction	100G
Vibration Resistance	10-55Hz, 1.5mm double amplitude	
Ambient humidity	20-85% RH	
Weight	Approx 13g	
Safety Standard	TUV CE CQC	

COIL DATA

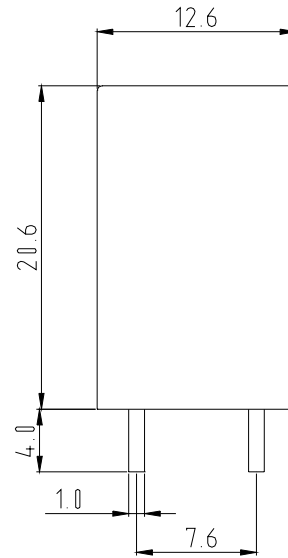
Rated Voltage (VDC)	Coil Resistance Ω (± 10%)		Max Operate Voltage (VDC)	Min Release Voltage (VDC)	Max Applied Voltage (VDC)
	0.53W	0.72W			
3	17	12.5	2.4	0.15	3.9
5	50	36	4	0.25	6.5

6	68	50	4.8	0.3	7.8
9	155	115	7.2	0.45	11.7
12	270	200	9.6	0.6	15.6
24	1100	820	19.2	1.2	31.2
48	4400	3300	38.4	2.4	62.4

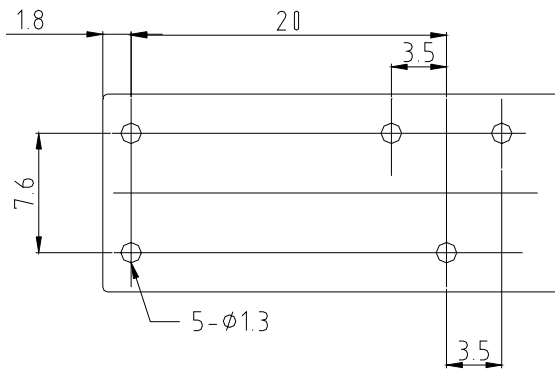
Outline Dimension (mm)



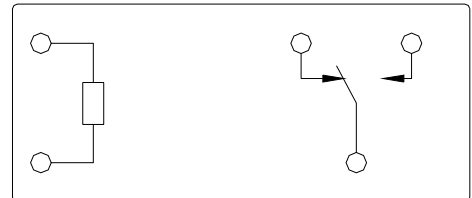
PC Board layout



Wiring Diagram



(Bottom View)



(Bottom View)