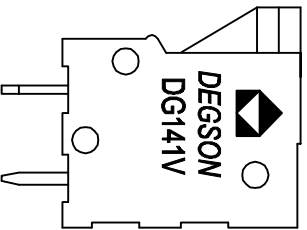
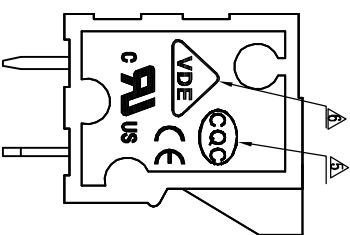
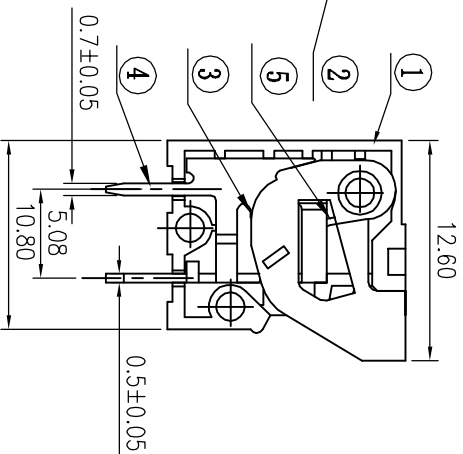
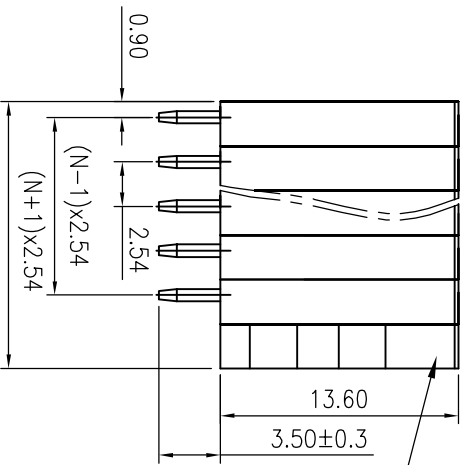
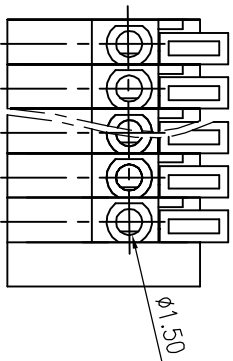


REVISION RECORD			
REV	ECOI	DESCRIPTION	DATE
Δ		工程變更	09/07/07
Δ		增加U、C刻字	02/25/08
Δ		增加CQ刻字	01/09/09
Δ	10-0015	增加VDE刻字及修改參數	09/24/10



Notes:

1. Pitch: 2.54mm, Poles: XYP
2. Rated voltage/current: UL 150V/2A VDE 130V/6A
3. Operation temperatures: -40°C~+105°C
4. Withstanding Voltage: AC2000V/1Min
5. Insulation Resistance: 5000MΩ/DC1000V
6. Wire Range: 24~20AWG, 0.2~1.0mm<sup>2</sup>
7. Undimensioned Tolerances:

Pitch range	In mm	Nominal dimension	In mm	range
over	to	over	to	
6	10	30	60	150
10	24	30	60	150
10	24	30	60	150
10	15	±0.25	±0.3	±0.5
10	15	±0.25	±0.3	±0.5
10	15	±0.25	±0.3	±0.5

5	DG141 Spring	X000000120 (H)	XX	Stainless Steel
4	DG141V Pin header	3001B00010 (H)	XX	Brass
3	DG141V-Button	3002D00501A (H)	XX	PA66
2	DG141V-Cover	3002C0101A (H)	1	PA66+5%GF

ITEM	DG141V-2.54-Housing	3001A0701A (H)	XX	PA66+5%GF	UL94V-0
DETACHED LISTS					
TOLERANCES EXCEPT AS NOTED					
FINISH:					
SCALE: 1:1					
DO NOT SCALE DRAWING					
SHEET 1 OF 1					

**DEGSON**  
 宇隆電子有限公司  
 DEGSON ELECTRONICS CO., LTD

NAME: DG141V-2.54-XXP-1Y-00A (H)  
 DRAWING NO. DG141V-E05  
 /PART NO. A3  
 SIZE REV 16 16  
 39/29/10

8 7 6 5 4 3 2 1