

EXCEED

LED DISPLAY



Specification For Approval

Customer :

Description : LED Display

Part Number : RL-F0310SBAW/D4

Date : 2004-7-9

Approved By:

Prepared By:

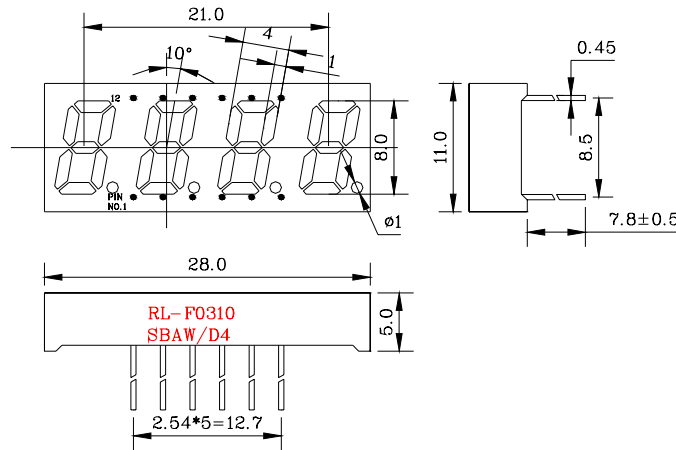
Checked	QC	Designed	Sales

EXCEED PERSEVERANCE ELECTRONICS IND CO., LTD.

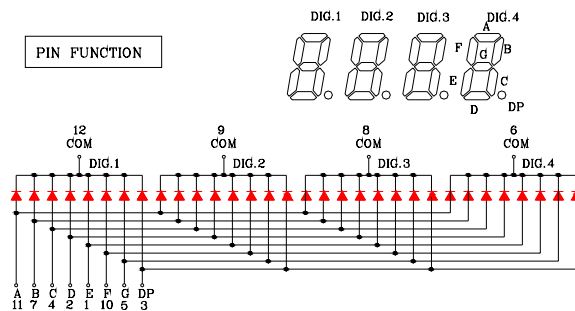


Part No: RL-F0310SBAW/D4 Package Dimensions

Unit:mm



NOTE: TOLERANCE±0.3mm



Selection Guide

Part NO.	Chip		LED Display		
	Material	Emitted Color	Surface color	Polarity	Colloid color
RL-F0310 SBAW/D4	GaAlAs/GaAs	Super red	Gray	CC	White



Part No:RL-F0310SBAW/D4

Absolute Maximum Ratings

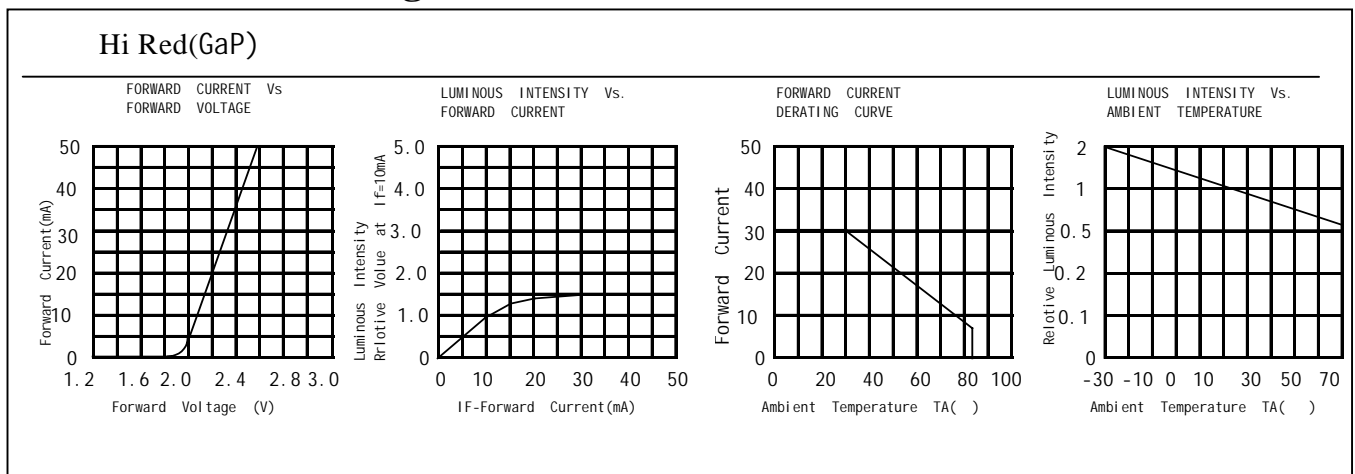
(Ta=25 °C)

Parameter	Symbol	MAX. Rating	Unit
Power Dissipation	Pd	110	mW
Peak forward current (10μs Pulse)	IFM	200	mA
Reverse Current	IR	100	μA
Continuous Forward Current	IF	20	mA
Operating Temperature	Topr	-40~+85	
Storage Temperature	Tstg	-40~+85	
Lead Soldering Temperature: 260 °C For 5 SEC			

Electric-Optical Characteristics

Parameter	Symbol	Test Condition	MIN	TYP	MAX	Unit
Forward Voltage	VF	IF=20mA	1.5	1.8	2.4	V
Reverse Voltage	VR	IR=100uA	5			V
Luminous Intensity	IV	IF=10mA	2470	3710		μ cd
Peak Emission Wavelength	P	IF=20mA		645		nm

Characteristics Diagrams





Products: Led Displays

Reliability Test

No	Item	Test Condition	Test Hours/Cycles	Samples Tested	Acc./Rej
1	Room Temperature DC Operating Life	Ta=25 , I _F =20mA	1000 Hrs	76	0/1
2	Thermal Shock	-10 (5min) (10sec) +100 (5min)	100 Cycles	76	0/1
3	Temperature Cycle	-40 (30min) (5min) +85 (30min)	100 Cycles	76	0/1
4	High Temp./ High Humi. Test	85 /85%RH	1000 Hrs	76	0/1
5	High Temperature Storage	Ta=100	1000 Hrs	76	0/1
6	Low Temperature Storage	Ta= - 40	1000 Hrs	76	0/1
7	Soldering Heat	260 ±5	5 Seconds	76	0/1