



EXCEED PERSEVERANCE ELECTRONIC INDUSTRY CO., LTD.

深圳市超毅光电子有限公司

0.56" Quadruple Digit Display.

Part Number:

RL-F5610GDBW
RL-F5620SBRW

RL-F5610YCBW
RL-F5620RCBW

RL-F5620OCAW

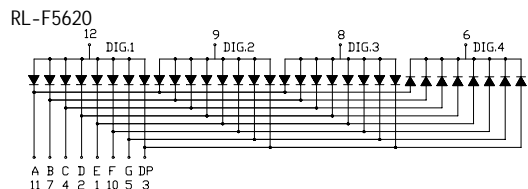
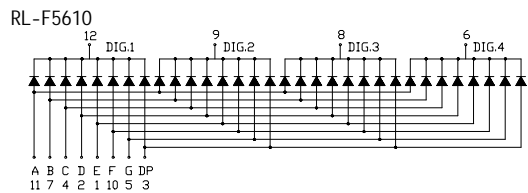
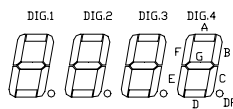
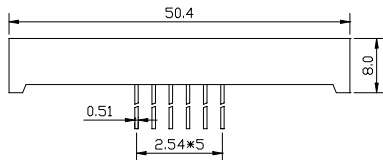
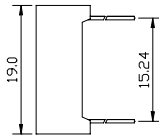
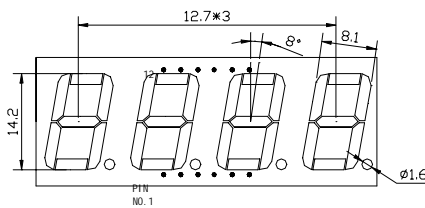
Features

1. LOW POWER CONSUMPTION.
2. RELIABLE AND RUGGED.
3. EXCELLENT UNIFORMITY OF LIGHT OUTPUT.
4. SUITABLE FOR LEVEL INDICATOR.
5. I.C COMPATIBLE.
6. LONG LIFE-SOLIDSTATE RELIABILITY.

Notes:

1. All dimensions are in millimeters (inches)
2. Tolerance is $\pm 0.25(0.01'')$ unless otherwise niter
3. Lead spacing is measured where the lead emerge package
4. Specifications are subject to change without notice

Package Dimensions & Internal Circuit Diagram.



Selection Guide

Part NO.	Chip			Vf (V)			Face Color	C.C Or CA
	Material	Emitted Color	Δp (nm)	Typ.	Max	At IF=mA		
RL-F5610GDBW	GaP	Yellow Green	570	2800	4200	20	Black	C.C.
RL-F5610YCBW	GaAsP/GaP	Yellow	585	1350	2020	20	Black	C.C
RL-F5620OCAW	GaAsP/GaP	Orange Red	630	1710	2560	20	Gray	C.A.
RL-F5620SBRW	GaAlAs	Super Red	660	3850	5770	20	Red	C.A.
RL-F5620RCBW	GaP/GaP	Bight Red	700	280	420	20	Black	C.A.

1. All dimensions are in millimeters (inches), Tolerance is $\pm 0.25(0.01'')$ unless otherwise noted.
2. Specifications are subject to change without notice.



EXCEED PERSEVERANCE ELECTRONIC INDUSTRY CO., LTD.

深圳市超毅光电子有限公司

Electrical/Optical characteristics at TA=25°C.

Symbol	Parameter	Device	Type.	Max.	Units	Test Conditions
λ peak	Peak Wavelength	Yellow Green Yellow Orange Red Super Red Bright Red	570 585 630 660 700		nm	IF-20mA
λ D	Dominate Wavelength	Yellow Green Yellow Orange Red Super Red Bright Red	560 580 610 640 690		nm	IF-20mA
$\Delta \lambda$ 1/2	Spectral Line Halfwit	Yellow Green Yellow Orange Red Super Red Bright Red	30 35 45 20 45		nm	IF-20mA
C	Capacitance	Yellow Green Yellow Orange Red Super Red Bright Red	15 20 15 45 40		pF	VF=0V; f=1MHZ
VF	Forward Voltage	Yellow Green Yellow Orange Red Super Red Bright Red	2.1 2.0 2.0 1.7 2.1	2.8 2.8 2.8 2.8 2.8	V	IF-20mA
IR	Reverse Current	All		10	uA	VR=5V

Absolute Maximum Ratings at TA=25°C.

Parameter	Yellow Green	Yellow	Orange Red	Super Red	Bright Red	Units
Power dissipation	100	85	100	110	45	mW
DC Forward Current	25	25	25	25	25	mA
Peak Forward Current	160	160	160	200	50	mA
Reverse Voltage	5	5	5	5	5	V

NOTES:

- 1.Operating temperature: 40°C. TO 80°C.
- 2.Lead soldering: 260°C for 5 seconds.